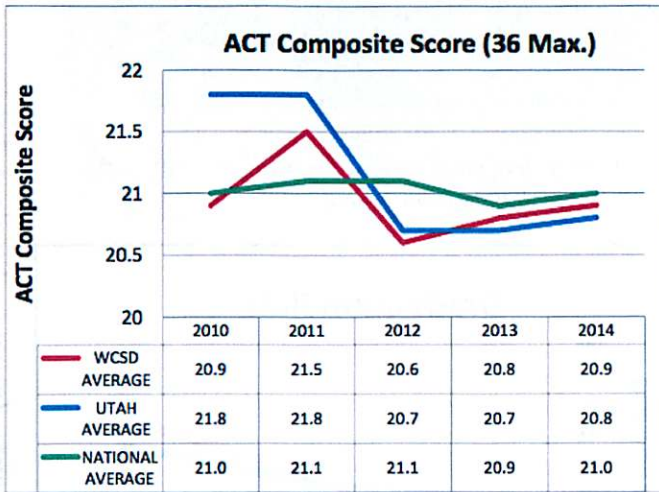
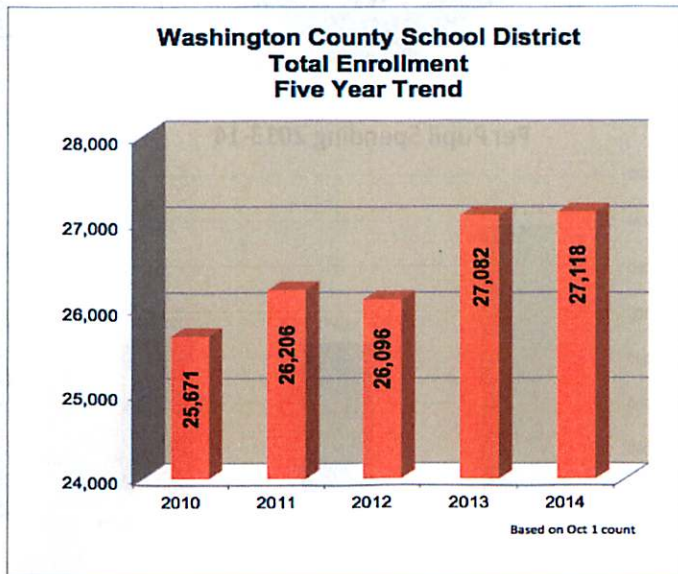


The ACT is a college-readiness exam taken by thousands of students across the state and throughout the nation.



"While our core purpose remains crystal clear: 'To Ensure High Levels of Learning for Every student,' we also commit to do all within our power to adequately prepare each student for responsible citizenship, post secondary success, and future gainful employment."
 - Superintendent Larry Bergeson -



Student Achievement Highlights

August 2015

(Based on most current data available)

Mission:
Improve Student Achievement

Purpose:
To Ensure High Levels of Learning for EVERY student

121 West Tabernacle
 St. George, Utah 84770

(435) 673-3553
www.washk12.org

Professional Learning Communities (PLCs)

We attribute the success we are experiencing to the Professional Learning Community (PLC) process in our schools. PLCs analyze student progress and ensure high levels of learning for every student by asking the following questions:

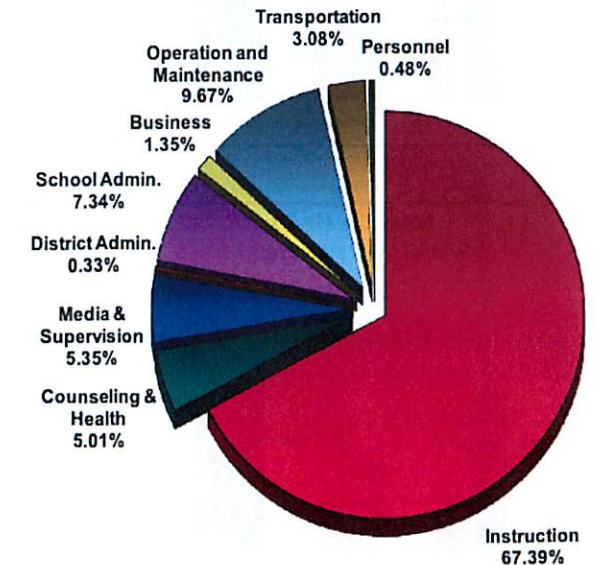
- What do we want our students to know?
- How will we know if they learned it?
- How will we respond if they don't learn it?
- How will we extend the learning of those who already know it?

We have improved the range of immediate, specific interventions available to learners across the entire continuum of achievement from at-risk to high-ability.

We have implemented research-based curriculum in language arts and math that focuses on improving student comprehension and analytical thinking.

We have implemented a system of professional learning based on proven methods and provided to teachers on-site.

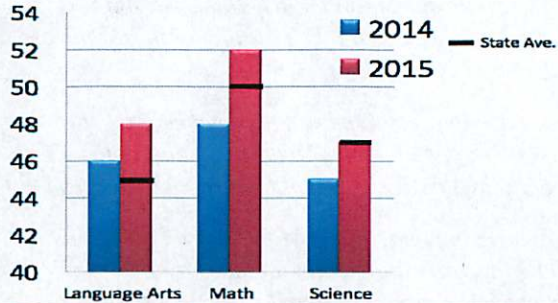
Maintenance and Operation Fund Expenditures Anticipated Budget 2015-16



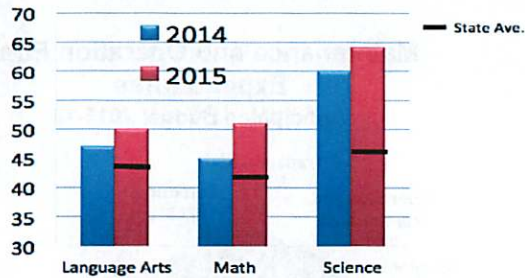
SAGE Test Results

The following tables indicate the percentage of Washington County School District students proficient on the state-wide Student Assessment of Growth and Excellence (SAGE) at the end of 2013-14 and 2014-15 school years.

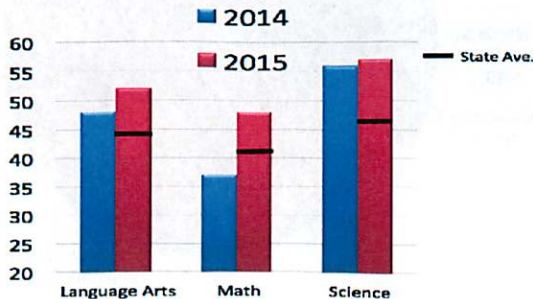
Elementary (3-5) SAGE % Proficient



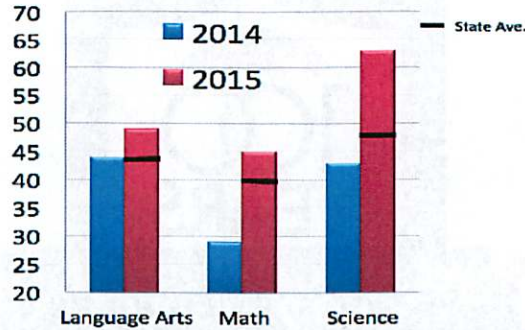
Intermediate (6-7) SAGE % Proficient



Middle (8-9) SAGE % Proficient



High (10-12) SAGE % Proficient



2014 Demographic Breakdown & School Enrollment

(Based on October 1, 2014 Count)

Caucasian	77%
Non-Caucasian	23%
English Language Learners	6%
Students with Disabilities	12%
Free & Reduced Lunch Eligible	44%

ELEMENTARY (K-5)

Arrowhead	672	LaVerkin	491
Bloomington	551	Little Valley	604
Bloomington Hills	536	Panorama	430
Coral Canyon	532	Red Mountain	413
Coral Cliffs	538	Riverside	667
Crimson View	600	Sandstone	544
Diamond Valley	290	Santa Clara	435
Dixie Sun	517	Springdale	27
East	547	Sunset	506
Enterprise (K-6)	396	Three Falls	621
Heritage	582	Washington	453
Horizon	642	Water Canyon (K-12)	167
Hurricane	553	Utah Online (K-8)	639

INTERMEDIATE (6-7)

Fossil Ridge	838	Sunrise Ridge	874
Hurricane	602	Tonaquint	692
Lava Ridge	872		

MIDDLE (7-8)

Desert Hills	889	Pine View	853
Dixie	807	Snow Canyon	807
Hurricane	625		

HIGH (10-12)

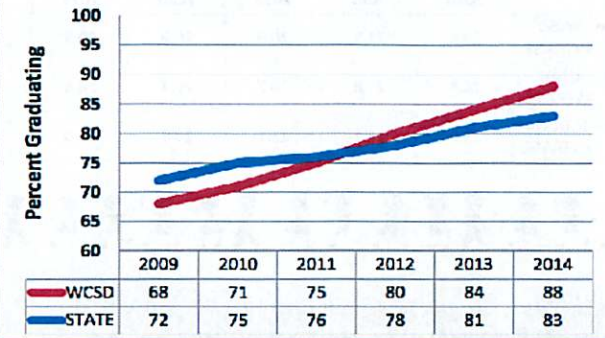
Desert Hills	1228	Millcreek	200
Dixie	1130	Pine View	1075
Enterprise (7-12)	417	Snow Canyon	1143
Hurricane	873	Utah Online (7-12)	158

Graduation

We have seen a steady increase in our graduation rate. We attribute this gain to:

- Greater focus on individual students
 - What are the student's career goals?
 - Who is progressing toward graduation?
 - Who is not attending?
- Providing more options for credit recovery for those that may fall behind.

Graduation Rate



Per Pupil Spending 2013-14

